

YEAR 9

Weeks commencing 17th and 24th April 2023

Subject

Lesson and Resources

Notes / Extension Task

CORE SUBJECTS

ENGLISH

[KS3 Working from Home Booklet](#)

MATHS

Lesson 1

Inequalities on a number line **Sparx: M384**

Follow this link, watch the video by pressing the red button and answer the questions.

Click the tick at the bottom to check your answers.

[Inequalities on a number line](#)

Lesson 2

Solving inequalities **Sparx: M118**

Follow this link, watch the video by pressing the red button and answer questions 2, 3 and 4.

Click the tick at the bottom to check your answers.

[Solve inequalities](#)

Lesson 3

Unique sequences **Sparx: M981**

Complete the questions at all levels.

Lesson 4

Term to term rule **Sparx M381**

Follow this link, watch the video by pressing the red button and answer the questions 1 to 3. Click the tick at the bottom to check your answers.

[Sequences](#)

Sparx - How to Use

Notes:

Where relevant, find the Sparx Task by clicking on Independent Learning:





And then search for the relevant task in the Search bar:

Search for topics:	Your curriculum:
<input type="text" value="Enter topic name or code"/>	<input type="text" value="Key Stage 3"/>

Use the videos for support as you answer the questions.

Extension Tasks:

Complete all Compulsory, Target and XP Boost tasks at 100%

Subject	Lesson and Resources	Notes / Extension Task
MATHS	<p><u>Lesson 5</u> Term to term rule Sparx M241 Follow this link, watch the video by pressing the red button and answer the Apply questions. Click the tick at the bottom to check your answers. Sequences</p>	<p>Sparx - How to Use</p> <p><u>Notes:</u> Where relevant, find the Sparx Task by clicking on Independent Learning:</p>  <p>And then search for the relevant task in the Search bar:</p>  <p>Use the videos for support as you answer the questions.</p> <p><u>Extension Tasks:</u> Complete all Compulsory, Target and XP Boost tasks at 100%</p>
	<p><u>Lesson 6</u> Nth term of a sequence Sparx: M991 Follow this link, watch the video by pressing the red button and answer the questions 1 to 8. Click the tick at the bottom to check your answers. nth term of a sequence</p>	
	<p><u>Lesson 7</u> Solving inequalities Sparx: M886 Follow this link, watch the video by pressing the red button and answer the Apply questions. Click the tick at the bottom to check your answers. Solve inequalities</p>	
SCIENCE	Lesson 1 – Unit 1 – Cell biology – Using the microscope and magnification	<p><u>To access lesson:</u></p> <ol style="list-style-type: none"> 1. Click on the link > Curriculum - Curriculum (continuityoak.org.uk) 2. Click on KS 3 Science > 3. Select correct topic> 4. Click on lesson number> <p>Select Lesson video/expand screen</p>
	Lesson 2 – Unit 1 – Cell biology – Viewing animal cells under the microscope	
	Lesson 3 – Unit 1 – Cell biology – Specialised cells	
	Lesson 4 – Unit 1 – Cell biology – Diffusion	
	Lesson 5 – Unit 1 – Cell biology – Exchange surfaces and surface area to volume ratio	
	Lesson 6 – Unit 1 – Cell biology – Osmosis	

YEAR 9

Weeks commencing
17th and 24th April 2023

Subject

Lesson and Resources

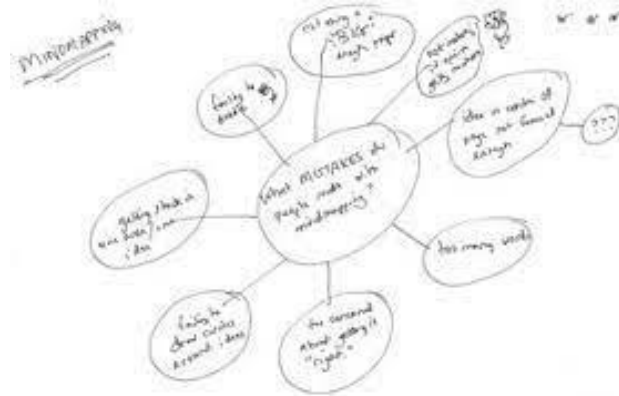
Notes / Extension Task

FOUNDATION SUBJECTS

ART


This term we have started a project about migration

1. Task 1, 15 mins make a mindmap about migration, with migration in the middle and 10 words around it, remember that migration can be of animals and people. do it in this style



2. Task 2 ,I would like you to make your own drawing in the style of Lucy McLauchlan, you can start by copying one or a couple of sections of her work and then continue with your own faces and patterns. You can either start with pencil and go over with felt tips, markers, biro or go straight with them without drawing with pencil first. Spend at least 1 hr,

Note: If you are UNSURE at any point, please contact Mrs Palomino with any questions and further guidance.

Subject	Lesson and Resources	Notes / Extension Task
<p style="text-align: center;">ART (continued)</p>	 <p style="text-align: center;">3. Write your full name and your class, bring it to class next lesson.</p>	
<p style="text-align: center;">DRAMA</p>	<p>Melodrama - Create a fact sheet for 'Melodrama'. Research the genre and include as many images, examples and facts about it.</p>	

Subject	Lesson and Resources	Notes / Extension Task
<p style="text-align: center;">FRENCH</p>	<p>Recap on learning from last term as below:</p> <p>Here are the topics that we are studying this term:</p> <p>Relationships with family and friends</p> <ul style="list-style-type: none"> - Food and Meals - World Cuisine - Celebrations / Festivals <p>Revise these topics here on BBC Bitesize:</p> <p><u>Celebrations and festivals</u></p> <p><u>Free time activities</u></p> <p><u>Food/Meals</u></p> <p>Practise the vocabulary from the French page in your Knowledge Organiser.</p>	<p>Notes:</p> <ol style="list-style-type: none"> 1. Watch the video on Bitesize and complete the activities. 2. Make a note of any new words in French and English 3. Then go to Quizlet and revise the vocabulary set. 4. Write a short paragraph (50 words) about the topic. Use opinions, past tense and future tense. Revise writing it out from memory – ask someone at home to test you if possible! <p>Quizlet - Join your Year 9 French group here:</p> <p><u>9X/FR1 – Miss Jones</u></p> <p><u>9X/FR2 – Mrs Routley</u></p> <p><u>9X/FR3 – Mrs Routley</u></p> <p><u>9X/FR4 – Miss Castro</u></p> <p>Homework / Extension tasks:</p> <ol style="list-style-type: none"> 1. Active Learn. Go to <u>https://www.pearsonactivelearn.com/app/Home</u> Your username is your Regis School email. Your password is Tr5Reset20 Complete set tasks.

Subject	Lesson and Resources	Notes / Extension Task
GEOGRAPHY	<p>Follow the links below to watch and complete the Oak lessons. You will pause and complete all activities and record your work on the worksheet uploaded or in a notebook or on paper.</p> <p>Website: https://continuityoak.org.uk/Lessons And then go to GEOGRAPHY- YEAR 9- UNIT 2- CLIMATE CHANGE and complete lessons:</p> <p>L7- How can humans adapt to climate change? L8- How has Bangladesh adapted to the threat of climate change? L9- How can humans mitigate the effects of climate change?</p>	<p>If you have finished all the tasks in the lesson and resources section and wish to continue some more geography work log on to Seneca using your school account.</p> <p>Search for KS3 Geography and work your way through the learning and quizzes for the topic you are currently learning.</p>
HISTORY	<p>Recap on learning from last term as below:</p> <p>https://classroom.thenational.academy/units/when-was-the-turning-point-during-the-second-world-war-8289</p>	<p>You will need a pen and your book or a piece of lined paper.</p> <p>Open the link. Start the video and complete all instructions. You can pause the video if you need to.</p>
MUSIC	<p>Recap on learning from last term as below:</p> <p>Read the worksheet Jazz.pdf and answer the questions.</p>	
RELIGIOUS STUDIES <i>(all lessons up until end of school year)</i>	<p>Assessment</p> <p>Year 9 end of topic assessment.docx</p> <p>Lesson: Religious freedom and censorship Teacher Hub Oak National Academy (thenational.academy)</p> <p>Lesson: Discussing poverty and homelessness (Part 1/3) Teacher Hub Oak National Academy (thenational.academy)</p>	<p>Notes:</p> <ol style="list-style-type: none"> 1. Open the link and complete the lesson, pause the video as and when needed.

Subject	Lesson and Resources	Notes / Extension Task
<p style="text-align: center;">SPANISH</p>	<p>Recap on learning from last term as below:</p> <p>Here are the topics that we are studying this term:</p> <p>The World around us</p> <ul style="list-style-type: none"> - Food and Meals - World Cuisine - Celebrations / Festivals <p>Revise these topics here on BBC Bitesize:</p> <p><u>Celebrations and festivals</u></p> <p><u>Free time activities</u></p> <p><u>Food/Meals</u></p>	<p>Notes:</p> <ol style="list-style-type: none"> 1. Watch the video on Bitesize and complete the activities. 2. Make a note of any new words in Spanish and English 3. Then go to Quizlet and revise the vocabulary set. 4. Write a short paragraph (50 words) about the topic. Use opinions, past tense and future tense. Revise writing it out from memory – ask someone at home to test you if possible! <p>Quizlet - Join your Year 9 Spanish group here:</p> <p><u>9Y/SH1 – Miss Castro</u></p> <p><u>9Y/SH2 – Miss Lee</u></p> <p><u>9Y/SH3 – Mrs Routley</u></p> <p><u>9Y/SH4 – Miss Jones</u></p> <p><u>9Y/SH5 – Miss Castro</u></p> <p><u>9X/SH5 – Miss Lee and Miss Jones</u></p> <p>Homework / Extension tasks:</p> <ol style="list-style-type: none"> 1. Active Learn. Go to <u>https://www.pearsonactivelearn.com/app/Home</u> Your username is your Regis School email. Your password is Tr5Reset22 Complete set tasks.